


## Exploring Data and Making Resource Connections

# Content Search Options and Tips

myON is more than an independent reading tool that your students have access to—it’s a powerful instructional tool that you can utilize anywhere you want to bring in reading within the curriculum across all content areas. This reference guide outlines the advanced search options and provides tips for refining search results.

### 1. Library Search – Select Library and then Search.

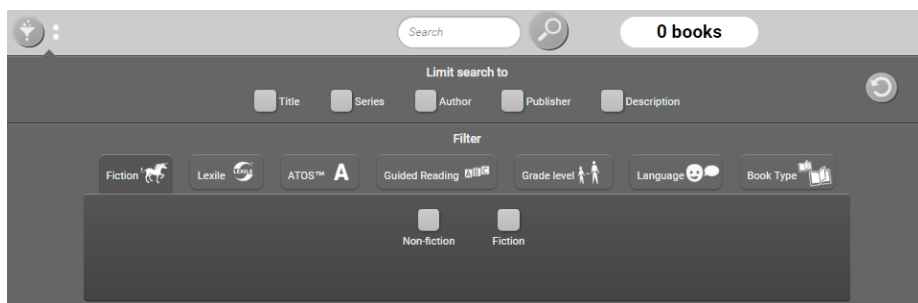


There are two interfaces for searching the library, Pre-K to 5<sup>th</sup> Grade and 6<sup>th</sup> Grade and Up. While each interface looks different than the other, the functionality remains the same for both.

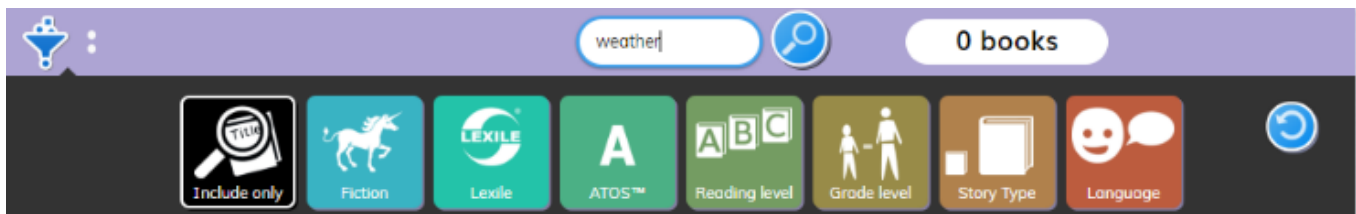
#### Pre-K to 5<sup>th</sup> Grade



#### 6<sup>th</sup> Grade and Up



**2. Filters** – Select the filter icon in the upper left corner to view all search options and then begin your search. Use the filter options to narrow your search. Selecting multiple filters will narrow your search even more. Filter details will appear to the right of the filter icon to help remind you of what you've included in your search. The number of books found in your search will also appear.



- **Include only:** Select to search only by a series, title, author, description, or publisher.
- **Fiction:** Select Fiction or Nonfiction.
- **Lexile®:** Select Lexile® level.
- **ATOS™:** Select ATOS level of 0–10+. Not all books have an ATOS level.
- **Reading level:** Select Guided Reading level.
  - Note that Lexile, ATOS, and Reading Level (Guided Reading) offer different ways to search by students' reading level. Make sure only one of these is active at a time, or search results will be low.
- **Grade level:** Select Grade level. You can combine reading level filters with grade level filters to find hi-lo books (Ex: Lexile 300 and Grade 6).
- **Story Type:** Select Story Length (Short, Medium, Long, Epic) and Story Audio (Yes, No).
- **Language:** English (US or British), Spanish, Mandarin, Mvskoke, Yavapai, Cheyenne Arapaho, and Bilingual (English and Spanish). Make sure to enter search terms in that language. For example, use *gatos* (cats) if you want to find a book about cats in Spanish.

**3. Advanced Search Options Tips** – Faculty can take a deeper dive into these advanced search features to make curriculum connections. The following advanced search options and tips will help you make the most of your searches.

- **Using Quotation Marks:** Use quotation marks when searching for books using phrases to narrow results. Without quotation marks the search will result in books that contain at least one of the words in the search. Ex: “civil war” results in all books that include both “civil” AND “war,” no quotation marks will result in books that include “civil” OR “war.”
- **Hi-Lo Texts:** Combine reading-level filters with grade-level filters to find hi-lo (high interest text at a low reading level) books. First, set **Grade level** high. Next, set **Lexile level** low. Then you can select the Search icon to look for books.
- **Emergent Texts:** These are texts for younger readers working on decoding strategies. Type the word “emergent” and then select Search icon.
- **Express/Stretch Texts:** Express texts give essential support to struggling readers on key curriculum topics. These titles use a simplified version of the Freestyle layout, making it easy for less-confident readers to follow. Each book in this brand not only incorporates a lower level text that allows struggling readers to access the curriculum basics, but also features a glossary bar at the bottom of each page to help explain difficult words.